

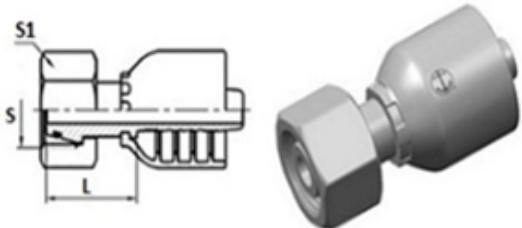


1DH1	 Femmina Serie metrica tipo S	 Metric S-Type Heavy Series
	<p>Femmina metrica, cono a 24° con O-Ring (serie pesante tipo S)</p> <p>Norme di riferimento ISO 12 151-2</p>	<p>Metric Female 24° Cone O-Ring (S-Type Heavy Series)</p> <p>Applicable Standard ISO 12 151-2</p>

	Quantità	codice	hose ID			thread	S1		L	
			[in]	[mm]	size	T	[in]	[mm]	[in]	[mm]
<input type="checkbox"/>	<input type="text"/>	92DP0804	1/4"	6,4	04	M.16X1,5 - 08S	0,75	19,00	0,94	24,00
<input type="checkbox"/>	<input type="text"/>	92DP1004	1/4"	6,4	04	M.18X1,5 - 10S	0,87	22,00	0,98	25,00
<input type="checkbox"/>	<input type="text"/>	92DP0805	5/16"	8	05	M.16X1,5 - 08S	0,75	19,00	0,94	24,00
<input type="checkbox"/>	<input type="text"/>	92DP1005	5/16"	8	05	M.18X1,5 - 10S	0,87	22,00	0,98	25,00
<input type="checkbox"/>	<input type="text"/>	92DP1205	5/16"	8	05	M.20X1,5 - 12S	0,94	24,00	1,00	25,50
<input type="checkbox"/>	<input type="text"/>	92DP1006	3/8"	10	06	M.18X1,5 - 10S	0,87	22,00	0,98	25,00
<input type="checkbox"/>	<input type="text"/>	92DP1206	3/8"	10	06	M.20X1,5 - 12S	0,94	24,00	1,12	28,50
<input type="checkbox"/>	<input type="text"/>	92DP1406	3/8"	10	06	M.22X1,5 - 14S	1,06	27,00	1,12	28,50
<input type="checkbox"/>	<input type="text"/>	92DP1608	1/2"	12	08	M.24X1,5 - 16S	1,18	30,00	1,18	30,00
<input type="checkbox"/>	<input type="text"/>	92DP2010	5/8"	16	10	M.30X2 - 20S	1,42	36,00	1,42	36,00
<input type="checkbox"/>	<input type="text"/>	92DP2012	3/4"	19	12	M.30X2 - 20S	1,42	36,00	1,38	35,00
<input type="checkbox"/>	<input type="text"/>	92DP2512	3/4"	19	12	M.36X2 - 25S	1,81	46,00	1,26	32,00
<input type="checkbox"/>	<input type="text"/>	92DP2516	1"	25	16	M.36X2 - 25S	1,81	46,00	1,42	36,00
<input type="checkbox"/>	<input type="text"/>	92DP3016	1"	25	16	M.42X2 - 30S	1,97	50,00	1,42	36,00
<input type="checkbox"/>	<input type="text"/>	92DP3820	1.1/4"	32	20	M.52X2 - 38S	2,36	60,00	1,42	36,00