




1DH4	 Femmina 45 Serie metrica tipo S	 Metric S-Type Heavy Series
	<p>Femmina metrica, cono a 24° con O-Ring (serie pesante tipo S), curvo a 45°</p> <p>Norme di riferimento ISO 12 151-2</p>	<p>Metric Female 24° Cone O-Ring (S-Type Heavy Series), 45° Elbow</p> <p>Applicable Standard ISO 12 151-2</p>

	Quantità	codice	hose ID			thread	H		S1		L	
			[in]	[mm]	size	T	[in]	[mm]	[in]	[mm]	[in]	[mm]
<input type="checkbox"/>	<input type="text"/>	72QP0804	1/4"	6	04	M.16X1.5 - 08S	0,73	18,60	0,75	19,00	1,71	43,40
<input type="checkbox"/>	<input type="text"/>	72QP1004	1/4"	6	04	M.18X1.5 - 10S	0,78	19,70	0,87	22,00	1,71	43,50
<input type="checkbox"/>	<input type="text"/>	72QP1206	3/8"	10	06	M.20X1.5 - 12S	0,91	23,00	0,94	24,00	1,98	50,40
<input type="checkbox"/>	<input type="text"/>	72QP1406	3/8"	10	06	M.22X1.5 - 14S	0,89	22,60	1,06	27,00	1,97	50,00
<input type="checkbox"/>	<input type="text"/>	72QP1608	1/2"	12	08	M.24X1.5 - 16S	1,04	26,50	1,18	30,00	2,27	57,70
<input type="checkbox"/>	<input type="text"/>	72QP2010	5/8"	16	10	M.30X2 - 20S	1,16	29,50	1,42	36,00	2,72	69,00
<input type="checkbox"/>	<input type="text"/>	72QP2012	3/4"	19	12	M.30X2 - 20S	1,20	30,50	1,42	36,00	3,02	76,70
<input type="checkbox"/>	<input type="text"/>	72QP2512	3/4"	19	12	M.36X2 - 25S	1,22	30,90	1,81	46,00	2,99	76,00
<input type="checkbox"/>	<input type="text"/>	72QP3016	1"	25	16	M.42X2 - 30S	1,38	35,00	1,97	50,00	3,48	88,50
<input type="checkbox"/>	<input type="text"/>	72QP3820	1.1/4"	32	20	M.52X2 - 38S	1,55	39,40	2,36	60,00	3,96	100,50