




1DH9	 Femmina 90 Serie metrica tipo S	 Metric S-Type Heavy Series
	<p>Femmina metrica, cono a 24° con O-Ring (serie pesante tipo S), curvo a 90°</p> <p>Norme di riferimento ISO 12 151-2</p>	<p>Metric Female 24° Cone O-Ring (S-Type Heavy Series), 90° Elbow</p> <p>Applicable Standard ISO 12 151-2</p>

	Quantità	codice	hose ID			thread	H		S1		L	
			[in]	[mm]	size	T	[in]	[mm]	[in]	[mm]	[in]	[mm]
<input data-bbox="248 810 315 842" type="button" value="+"/>	<input data-bbox="398 810 510 842" type="text" value=""/>	92NP0804	1/4"	6,4	04	M.16X1,5 - 8S	1,26	32,00	0,75	19,00	1,18	30,00
<input data-bbox="248 863 315 895" type="button" value="+"/>	<input data-bbox="398 863 510 895" type="text" value=""/>	92NP1004	1/4"	6,4	04	M.18X1,5 - 10S	1,50	38,00	0,87	22,00	1,26	32,00
<input data-bbox="248 916 315 948" type="button" value="+"/>	<input data-bbox="398 916 510 948" type="text" value=""/>	92NP1005	5/16"	8	05	M.18X1,5 - 10S	1,50	38,00	0,87	22,00	1,30	33,00
<input data-bbox="248 968 315 1000" type="button" value="+"/>	<input data-bbox="398 968 510 1000" type="text" value=""/>	92NP1205	5/16"	8	05	M.20X1,5 - 12S	1,65	42,00	0,94	24,00	1,30	33,00
<input data-bbox="248 1021 315 1053" type="button" value="+"/>	<input data-bbox="398 1021 510 1053" type="text" value=""/>	92NP1206	3/8"	10	06	M.20X1,5 - 12S	1,73	44,00	0,94	24,00	1,44	36,50
<input data-bbox="248 1074 315 1106" type="button" value="+"/>	<input data-bbox="398 1074 510 1106" type="text" value=""/>	92NP1406	3/8"	10	06	M.22X1,5 - 14S	1,73	44,00	1,06	27,00	1,44	36,50
<input data-bbox="248 1126 315 1158" type="button" value="+"/>	<input data-bbox="398 1126 510 1158" type="text" value=""/>	92NP1608	1/2"	12	08	M.24X1,5 - 16S	1,99	50,50	1,18	30,00	1,71	43,50
<input data-bbox="248 1179 315 1211" type="button" value="+"/>	<input data-bbox="398 1179 510 1211" type="text" value=""/>	92NP2010	5/8"	16	10	M.30X2 - 20S	2,24	57,00	1,42	36,00	2,17	55,00
<input data-bbox="248 1232 315 1264" type="button" value="+"/>	<input data-bbox="398 1232 510 1264" type="text" value=""/>	92NP2012	3/4"	19	12	M.30X2 - 20S	2,46	62,50	1,42	36,00	2,44	62,00
<input data-bbox="248 1284 315 1316" type="button" value="+"/>	<input data-bbox="398 1284 510 1316" type="text" value=""/>	92NP2512	3/4"	19	12	M.36X2 - 25S	2,48	63,00	1,81	46,00	2,44	62,00
<input data-bbox="248 1337 315 1369" type="button" value="+"/>	<input data-bbox="398 1337 510 1369" type="text" value=""/>	92NP2516	1"	25	16	M.36X2 - 25S	2,83	72,00	1,81	46,00	2,91	74,00
<input data-bbox="248 1390 315 1422" type="button" value="+"/>	<input data-bbox="398 1390 510 1422" type="text" value=""/>	92NP3016	1"	25	16	M.42X2 - 30S	2,91	74,00	1,97	50,00	2,91	74,00
<input data-bbox="248 1442 315 1474" type="button" value="+"/>	<input data-bbox="398 1442 510 1474" type="text" value=""/>	92NP3820	1.1/4"	32	20	M.52X2 - 38S	3,41	86,50	2,36	60,00	3,60	91,50